

**Modeling Website Design across Cultures:
Relationships to Trust, Satisfaction and E-loyalty**

(Forthcoming Journal of Management Information Systems)

Dianne Cyr
Faculty of Business
Simon Fraser University
2400 Central City
13450 102nd Avenue
Surrey, B.C. Canada V3T 5X3
Tel: 604.552.9504
Fax: 604.268.7485
Email: cyr@sfu.ca

Dianne Cyr is an Associate Professor in the Faculty of Business at Simon Fraser University in Vancouver. She leads a government funded research project “Managing E-loyalty through Experience Design” which is focused on how trust, satisfaction, and loyalty are built in online business environments through website design. Unique features of this work are comparisons across cultures, genders, and concerning applications to mobile devices. Further details of these research projects may be accessed at www.loyalty.ca Dianne Cyr is the author of five books and over 50 research articles. Career details may be found at www.dianne Cyr.com

Modeling Website Design across Cultures: Relationships to Trust, Satisfaction and E-loyalty

ABSTRACT¹

Despite rapidly increasing numbers of diverse online shoppers the relationship of website design to trust, satisfaction, and loyalty has not previously been modeled across cultures. In the current investigation three components of website design (Information Design, Navigation Design, and Visual Design) are considered for their impact on trust and satisfaction. In turn, relationships of trust and satisfaction to online loyalty are evaluated. Utilizing data collected from 571 participants in Canada, Germany, and China various relationships in the research model are tested using PLS analysis for each country separately. In addition the overall model is tested for all countries combined as a control and verification of earlier research findings, although this time with a mixed country sample. All paths in the overall model are confirmed. Differences are determined for separate country samples concerning whether Navigation Design, Visual Design, and Information Design result in trust, satisfaction, and ultimately loyalty - suggesting design characteristics should be a central consideration in website design across cultures.

KEYWORDS: trust, satisfaction, e-loyalty, website design, culture, e-commerce

In 2007 there are over 1 billion Internet users worldwide representing a 183% increase since the year 2000 [31]. Of those Internet users the primary language is English (35.6%), followed by Chinese (12.2%), Japanese (9.5%), Spanish (8%), and German (7%). Internet vendors aim to capture this burgeoning international market through the creation of positive shopping experiences that encourage shoppers to return to the website or to purchase from it in the future, termed e-loyalty [20]. There is a business case for this goal. According to Reichheld and Schefter [45] an increase in customer retention rates by only 5% can increase profits by 25% to 95%.

It is expected effective website design including navigation capability or visual appeal of the website can potentially result in online trust [27, 34] or satisfaction [1, 2, 56] although work that systematically examines these elements across cultures is sparse. In turn, no previous work has

¹ This research is funded by the Social Sciences and Humanities Research Council of Canada. Sincere appreciation is extended to Dr. Milena Head who provided insights and assistance related to analysis of the data.

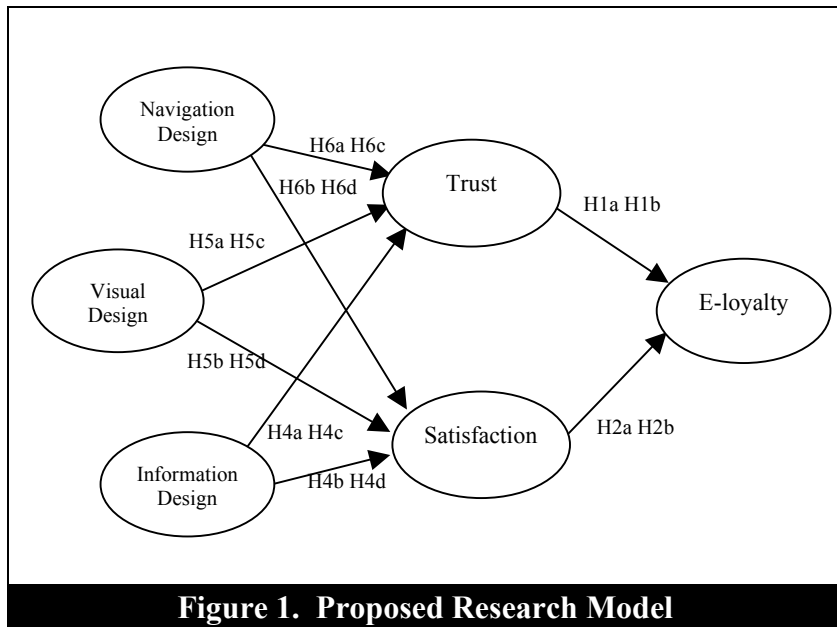
examined how trust and satisfaction relate to e-loyalty across cultures. One goal of this research is to model website trust and website satisfaction in different cultures related to loyalty.

Website design preferences vary across cultures [4, 16] and affect trust and satisfaction, although these relationships have not been statistically modeled. To date, design characteristics have been broad and diffusely defined. In the current research specific design categories for Information Design (ID), Navigation Design (ND), and Visual Design (VD) are adopted from the usability literature and are tested as antecedents to website trust and website satisfaction. Based on earlier work [16, 51] it is expected these design categories will have different impacts on trust or satisfaction dependent on culture. Hence a second goal of this study is to model three separate design constructs to website trust and website satisfaction across cultures. Further, although ID, ND, and VD have been used by Garrett [23] they have not been statistically validated. A third goal of the current research is to validate these three design constructs.

A final goal of the current investigation is to examine the relative strength of the relationship of trust *versus* satisfaction to loyalty across cultures. In previous work, Flavián et al. [20] found both trust and satisfaction resulted in loyalty. Yoon [56] tested both trust and satisfaction and found trust was more related to website security while satisfaction was related to design elements such as ease of navigation. This is an interesting distinction, although research has not examined this possible dichotomy related to different elements of website design with diverse cultural groups.

To achieve the research goals, a model was developed (in Figure 1) to examine characteristics of culture and design (namely ID, ND, and VD) as antecedents to website trust, website satisfaction, and e-loyalty in a three country sample (Canada, Germany and China). The model will be tested in two ways. First, the model will be evaluated for each country separately in order to determine cross-cultural differences. Second, the model will be tested using a robust sample (571 participants) from three cultures to determine if previous research using smaller samples of

homogenous respondents is confirmed. The various hypotheses are elaborated in the literature review that follows.



Designing for E-Loyalty across Cultures

In online settings “understanding how or why a sense of loyalty develops in customers remains one of the crucial management issues of our day” [36, p. 156]. Online loyalty, or e-loyalty, has been conceived as a “consumer’s intention to buy” from a website, and that consumers will not change to another website [20]. In a study in which website design was investigated as a precursor to e-loyalty across cultures, Cyr et al. [15] define e-loyalty as intention to revisit a website, or to consider purchasing from it in the future. In a business-to-business service context, Lam et al. [35] test customer satisfaction to loyalty where loyalty is both the patronage of an online vendor, as well as confidence in recommending the vendor. Consistent with the preceding, in the current investigation e-loyalty is defined as perceived intention to visit or use a website in the future and to consider purchasing from it in the future.

Culture impacts user attitudes toward the Internet including perceptions of loyalty. Chau et al. [7] found differences between collectivist consumers in Hong Kong (who prefer shared loyalty and relationships) with individualistic Americans (who prefer competence and loyalty to self). As a result Chinese participants used the Internet mostly for social communication, while Americans used the Internet primarily for information search.

Trust and E-loyalty

In online environments researchers have endeavored to unravel the complexities of trust [6, 8, 24, 26, 34, 54].² Corritore et al. [12] provide a definition of online trust that includes cognitive and emotional elements, with trust encompassing “an attitude of confident expectation in an online situation or risk that one’s vulnerabilities will not be exploited” (p. 740). Unlike the vendor-shopper relationship established in traditional retail settings, the primary communication interface with the vendor is an information technology artifact, the website. In line with Jarvenpaa et al. [32] in this research, trust refers to consumer confidence in the website and “willingness to rely on the seller and take actions in circumstances where such action makes the consumer vulnerable to the seller” (p. 4). In addition, and related to website design elements, the website is generally trusted. Consumer trust in the website is fundamental to e-loyalty including online purchase intentions [20, 24] and willingness by consumers to buy from an online vendor [20, 26, 43].

Antecedents to website trust vary and have included website design characteristics [20], perceived vendor reputation [32, 34], service quality [24], social presence [27], among other things. In a study well aligned with the current research, Yoon [56] tested the relationship of website properties (which includes width of product selections, accuracy of online information, and firm’s reputation) and navigation functionality to website trust, which in turn was predicted to result in

² A thorough review of trust in offline and online settings is not feasible within the scope of the present paper. However, the reader may wish to refer to Rousseau et al. [47] for a critique of offline trust, or Gefen et al. [26] for a summary of online trust. In research in which online trust is the primary focus it is recognized a multi-dimensional construct for trust is most appropriate. Trust may result from a consumer’s belief that an online vendor demonstrates ability, benevolence or integrity [41]. Alternately, in studies such as this one when trust is one element included to better understand a more comprehensive user reaction to a website, then trust as a single construct has been used [26, 34].

on/offline purchase intention (similar to e-loyalty). Results indicated website properties and trust are related and influence online purchase intentions. In other work, perceived website usability directly influenced online consumer trust, which in turn influenced e-loyalty [20]. While the relationship of trust to loyalty has been confirmed in this earlier work, in the current study it is of interest to see if in a very large sample of mixed cultures the relationship of trust to e-loyalty prevails. This results in the first hypothesis.

Hypothesis 1a: Website trust will result in e-loyalty for a mixed sample including all countries.

There is a need to conduct research on cross-cultural effects and trust [24], since in most studies when trust and culture are considered the results are mixed or inconclusive [38, 32]. However, in one study differences were found between collectivist (Chinese) and individualist (U.S.) cultures in which trust influenced perceived behavioral control, which in turn led to transaction intentions [44]. Further, in an investigation in which culture, trust, and e-loyalty were jointly examined for Canadian, American, German, and Japanese participants, similar perceptions of a local website were found concerning trust for Canadians and Americans, while there was a modest difference ($p < .1$) for Americans with Germans, and significant differences ($p < .01$) between American, Canadians and Germans with Japanese. Similar results were found for e-loyalty [15].

Building on the conceptual foundation for culture and trust presented by Doney et al. [18], Gefen and Heart [25] examined online trust differences between the United States and Israel related to behavioral intention (inquiry intention and purchase intention which are aligned to website loyalty). As trust was the focus of the investigation, the researchers considered ability, integrity and benevolence as did McKnight et al. [41]. As predicted, only ability impacted behavioral trusting intention, and more so for collectivist Israelis than for individualistic Americans³. In alignment with

³ The work by Geert Hofstede outlines 5 cultural dimensions [30]. (1) Power distance - extent to which a society accepts unequal distributions of power in organizations and institutions. (2) Uncertainty avoidance - how societies accommodate high levels of uncertainty and ambiguity in the environment. (3) Masculinity-Femininity - in feminine societies there is

Gefen and Heart [25], the following hypothesis is offered although using different constructs and cultures.

Hypothesis 1b: Website trust will result in e-loyalty for highly collectivist Chinese users but not for more individualistic Canadian and German users.

Satisfaction and E-loyalty

An effectively designed website may engage and attract online consumers resulting in satisfaction with an online vendor [1, 34]. Artifacts of website design that contribute to satisfaction are numerous and varied. Palmer [42] validated design metrics for websites and found site organization, information content and navigation important to website success, including intent to return to the site. In other research, website design and the “ambience associated with the site itself and how it functions” is an antecedent to satisfaction [52, p. 313]. In this research, website satisfaction refers to overall contentment with the online experience [2, 20] including access to information, a positive navigation experience, and perception of a well designed website [3].

Repeated satisfaction with a vendor eventually results in e-loyalty [20, 35, 37]. Anderson and Srinivasan [2] found website satisfaction related to e-loyalty was moderated by trust. However, in other work and consistent to predictions in the current investigation, satisfaction was found to directly impact customer e-loyalty [20, 36, 56]. While there is evidence that website satisfaction results in loyalty, as a control in the research and using a sample comprised of three cultures the following hypothesis is tested.

Hypothesis 2a: Website satisfaction will result in e-loyalty for a mixed sample including all countries.

Concerning culture and website satisfaction, Evers and Day [19] tested a group of Asian students (from collectivist cultures such as China, Singapore, Japan) and a group of Australian

an emphasis on quality of life and relationships; cultures that focus on material success and assertiveness are considered more masculine in orientation. (4) Individualism-Collectivism - in an individualist society individuals are expected to consider personal interests over interests of the group and individual decision-making is valued; in a collectivist culture the good of the group is more likely to be considered. (5) Time Orientation - whether the focus is on short-term vs. long-term considerations. For a further elaboration of Hofstede’s cultural dimensions, refer to Hofstede [30] or Simon [48].

students (individualists) regarding satisfaction with technology adapted to their culture. Australians were more satisfied than Asians, but no link from satisfaction to loyalty was considered. In other research, website satisfaction was examined across cultures but counter to the preceding, Asians were slightly more satisfied with the websites tested than Europeans or North Americans, and the relationship of satisfaction to e-loyalty was again not tested [48]. In only one study were satisfaction and e-loyalty examined across cultures related to website design [15]. Participant reactions to a local and foreign website of the same online vendor (using t-test comparisons) were evaluated, although the causal relationship of satisfaction to loyalty was not. Given the limited amount of research in this area, the following exploratory hypothesis is outlined. It is consistent with earlier work in which website satisfaction is expected to result in e-loyalty, although now tested in three countries.

Hypothesis 2b: For each country separately website satisfaction will result in e-loyalty for Canadian, German, and Chinese users.

Few studies have examined the relative impact of trust versus satisfaction on e-loyalty. In one investigation website trust and satisfaction were found to equally affect website loyalty [20]. Alternately, Luarn and Lin [36] found satisfaction to have a stronger impact on loyalty than trust in an e-service environment. Using a Korean sample, Yoon [56] tested trust and satisfaction related to website design and security and found ease of navigation was positively related to satisfaction, while trust was positively related to security. All the previous research was conducted with single culture samples. Given the countries investigated in the current research, Germans score moderately on Hofstede's scale (65) along with China (60) for uncertainty avoidance. Canada is low in uncertainty avoidance (48). Since uncertainty avoidance is related to trust and security as investigated by Yoon, one might expect trust to be more of a concern to risk avoiding Chinese and Germans, than to Canadians. This gives rise to the following hypothesis.

Hypothesis 3a: Website trust resulting in e-loyalty will be stronger than the relationship of website satisfaction to e-loyalty for Chinese and Germans more than for Canadians.

Finally, there is some research in which the relationship between website design elements and loyalty is mediated by trust and satisfaction [20, 56]. Flavián et al. [20] tested a direct relationship from design elements to loyalty with insignificant results. In the current research, it is similarly expected that satisfaction and trust are mediators between website design elements and loyalty now tested in three cultures.

Hypothesis 3b: The relationship of website design to e-loyalty will be mediated by trust and by satisfaction in Canada, Germany, and China.

Culture and Website Design

If websites are culturally appropriate or “localized”⁴ then users are more likely to visit and remain at the website [4, 19]. To systematically test website differences across cultures, Cyr and Trevor-Smith [16] examined design elements for 30 municipal websites in each of Germany, Japan, and the U.S (90 total). Use of symbols and graphics, color preferences, site features, language and content were all considered. Significant differences were found in each of the listed categories and suggest distinctive design preferences across cultures. In other research, website design preferences also varied by culture [48, 51]. With reference to the cultures examined in this investigation, Singh et al. [49] compared domestic and Chinese versions of websites for 40 American-based companies and found differences in all cultural categories tested.

A broad range of website design categories and characteristics have been used in work to date. In the current research, one objective is to systematically examine key design categories, to test them for construct validity, and to causally map these design constructs to website trust and website satisfaction. To achieve this goal, design categories suggested by Garrett [23] for Information Design, Navigation Design, and Visual Design were selected for anticipated appropriateness for cultural comparisons. While these design characteristics are not exhaustive they do represent key

⁴ Localization is the process of adapting a product or service to a particular language, culture, and desired local "look-and-feel." In localizing a product, in addition to language translation details such as currency, color sensitivities, product or service names, images, gender roles, and geographic examples are considered.

elements of website usability. These same categories were used by Cyr and Bonanni [14] in exploratory research in which gender differences and design were examined, and have been generally represented in other work [1, 16, 20, 48]. Garrett's categories are outlined below, along with supporting evidence that each characteristic is expected to vary by culture.

Information Design

Information design refers to website elements that convey accurate or inaccurate information about products or services to a user. The location of an icon on the screen would be the domain of information architecture, while whether or not that icon or text conveys the right information to a user is information design [23]. Information is considered an important prerequisite to trust [20, 55] and satisfaction [17, 20, 52]. In some of these studies [20] information design is one component of a larger construct termed "usability" that includes other aspects of design such as navigation or website structure. In the current study a new construct is created for validation that refers to information only. As McKinney et al. [40, p. 308] describe, "[C]ustomers dissatisfied with web site information contents will leave the site without making a purchase". Tested here with a multiple country sample it is expected ID will result in both website trust and website satisfaction.

Hypothesis 4a: Information Design will result in website trust for a mixed sample including all countries.

Hypothesis 4b: Information Design will result in website satisfaction for a mixed sample including all countries.

Research comparing user preferences in Canada, the U.S., Germany and Japan for perceived access and presentation of product information uncovered few significant differences between the U.S., Canada, and Germany, but significant differences ($p < .01$) between these countries and a highly collectivist culture like Japan [15]. Based on qualitative comments from the study, there appeared a desire on the part of Canadians, Americans, and Germans for utility - at least as far as obtaining site information is concerned (Ibid). Germans and Chinese score moderately on Hofstede's scale for uncertainty avoidance. This suggests both German and Chinese users prefer to avoid risk when

shopping on the Internet. Sun [51] confirms that Germans value hierarchy and verbal components of a Web page that result in certainty about the information presented. Alternately, Canadians score in the low category for uncertainty avoidance.

Admittedly, work in this area is in an early stage however one might expect that Germans and Chinese are more concerned with the information as presented by online vendors, than Canadians. To this end, some exploratory hypotheses concerning Information Design are outlined for Canada, Germany, and China.

Hypothesis 4c: Information Design will result in website trust for Canadian users but not German and Chinese users.

Hypothesis 4d: Information Design will result in website satisfaction for Canadian users but not for German and Chinese users.

Visual Design

Elements of visual design deal with balance, emotional appeal, aesthetics, and uniformity of the website overall graphical look. This includes colors, photographs, shapes, or font type [23]. In some research a relationship between the “aesthetic beauty” of a website and trust was established [33], while in other studies visual design of the website did not significantly impact trust [55]. Further, website aesthetics was considered related to the “overall enjoyable user experience” [53, p. 12]. While research in this area is limited and results are mixed, in this study it is posited that for a multiple country sample visual design will result in both trust and satisfaction for the user.

Hypothesis 5a: Visual Design will result in website trust for a mixed sample including all countries.

Hypothesis 5b: Visual Design will result in website satisfaction for a mixed sample including all countries.

Color is a common differentiator by culture and connotes different meaning [4, 48]. Red means happiness in China but danger in the United States. Users from collectivist cultures such as China have a strong preference for visuals, whereas users from more individualistic cultures like Germany prefer a logical and structured page layout [51]. In a study that compared Canadian, U.S.,

German and Japanese users, Japanese favored a more visual approach which could also appeal to user “emotion” [15]. Once again, there is no research in which the relationship of VD to trust and satisfaction has been modeled across cultures. Based on the preceding, it expected VD will be more important to Chinese users (who score 20 or very low on Hofstede’s scale for individualism) and will result in trust and satisfaction, compared to Canadian (80) or German (67) users.

Hypothesis 5c: Visual Design will result in website trust for Chinese users but not for Canadian or German users.

Hypothesis 5d: Visual Design will result in website satisfaction for Chinese users but not for Canadian or German users.

Navigation Design

Navigation design refers to the navigational scheme used to help or hinder users as they access different sections of a website [17, 23]. “No matter how thorough the information content of a site is, a customer who has difficulty in searching and getting the needed information is likely to leave the site” [40, p. 308]. Yoon [56] found navigation design resulted in website satisfaction. It is expected that for multiple countries, users expect to effectively navigate a website and in doing so will experience trust and satisfaction.

Hypothesis 6a: Navigation Design will result in website trust for a mixed sample including all countries.

Hypothesis 6b: Navigation Design will result in website satisfaction for a mixed sample including all countries.

Preferences for the form of navigational scheme are expected to vary by culture [39]. Simon [48] found that Europeans and individualist North Americans prefer navigation that enhances movement and makes the site simpler to use. Alternately, Asian/Latin and South Americans (generally collectivists) desire navigation aids to change the appearance of the site without particular concern for movement. Germans who are moderately high on uncertainty avoidance “feel anxiety about uncertain or unknown matters” [39, p. 39], and therefore prefer “navigation schemes intended to prevent users from becoming lost” (Ibid p. 41). Similar to Germans, Chinese are moderate on

Hofstede’s [30] scale for uncertainty avoidance, while Canadians are least risk averse. The preceding suggests differences in ND may exist between Canadians with German or Chinese users. These initial findings lead to the final exploratory hypotheses proposed in the current investigation.

Hypothesis 6c: Navigation Design will result in website trust for Canadian users but not for German or Chinese users.

Hypothesis 6d: Navigation Design will result in website satisfaction for Canadian users but not for German or Chinese users.

Method

Participants

A total of 571 participants located in Canada, Germany, or China completed an experimental task and online survey (N = 230 in Canada; 118 in Germany; and 223 in China). These countries are chosen to represent diverse cultural characteristics as per Hofstede [30] for power distance, uncertainty avoidance, masculinity-femininity, individualism-collectivism, and long-term orientation. Refer to Table 1.

Table 1. Country Comparisons			
<i>Country Dimension</i>	<i>Canada</i>	<i>Germany</i>	<i>China</i>
<i>Power Distance</i>	Low (39)	Low (35)	High (80)
<i>Uncertainty Avoidance</i>	Low (48)	Medium (65)	Medium (60)
<i>Masculine</i>	Medium (52)	Medium (66)	Medium (50)
<i>Individualism</i>	High (80)	Medium (67)	Very Low (20)
<i>Long-Term Orientation</i>	Very Low (23)	Medium (31)	Very High (118)

Source: Hofstede (1980)

To ensure participants are “of the culture” it was determined each had lived in the country the majority of their lives and spoke the native language as their primary language. Participants were recruited from a wide range of sources including universities, institutes, and companies. Average age across countries is very close with an overall average of 25.6 years. Participants are well experienced

online shoppers and well educated. Most had completed either a university degree or post-graduate education⁵. An overview of participants for each country appears in Table 2.

Table 2. Participant Demographics				
<i>Demographic</i>	<i>Canada</i>	<i>Germany</i>	<i>China</i>	<i>Total</i>
<i>Gender</i>	Male: 106 Female: 124	Male: 57 Female: 61	Male: 114 Female: 109	Male: 277 Female: 294
<i>Mean Age</i>	25.5	26.2	25.2	25.5
<i>Education level</i>	High school: 95 University: 101 Masters/Doctorate: 25 Technical: 9	High school: 4 University: 90 Masters/Doctorate: 21 Technical: 3	High school: 35 University: 99 Masters/Doctorate: 78 Technical: 11	High school: 134 University: 290 Masters/Doctorate: 124 Technical: 23
<i>Mean number of years shopping online</i>	3.0	4.1	2.7	3.3
<i>Mean number online purchases last year</i>	7.7	10.2	8.4	8.9
<i>Previously shopped at Sony website</i>	Yes: 18 No: 212	Yes: 5 No: 113	Yes: 39 No: 184	Yes: 62 No: 509
<i>Prefer to buy known brands from recognized online company</i>	Yes: 217 No: 13	Yes: 86 No: 32	Yes: 121 No: 102	Yes: 424 No: 147

Task and Website Design

This research targets user impressions of B2C Web pages. For the research treatment participants respond to the local version of the SonyStyle website represented in their native language. Users are requested to initially view the home page of the local website, followed by navigation of the website to choose a cell phone they would hypothetically purchase. Once participants conclude this task each completes an online survey. Background information to the study, and all other written content including the survey were translated and back-translated into each required language. As an incentive to participate in the study, participants could optionally enter their name in a draw for a US\$ 250 gift certificate for Amazon.com.

The SonyStyle website was chosen after an extensive search for a well localized vendor website. A design expert rated each website on various characteristics including main and secondary color, interaction, menu position, use of local symbols, ratios of text to graphics, use of multi-media,

⁵ To determine if significant differences existed across cultures based on demographics, ANOVA tests were run for gender, age, education, and Internet and online shopping experience. Overall, no differences occurred between cultures that would influence the constructs tested in this research.

and visual style. Country variations in the areas of ID, VD, and ND were detected. The Canadian website has product information presented on the home page with similar, simple navigation through product links. Regarding VD, the Canadian site features a large group picture with red, blue and white as predominant colors. In Germany, information is simply presented and well spaced, and navigation is parsimonious through various links on the home page. White is predominant and no pictures of people appear. In contrast, the Chinese home screen has information represented in multiple locations on the page, with two small pictures of users. The predominant color is blue, and multiple menus and points of navigation appear on the home page.

Instrument Validity and Reliability

Content validity ensures construct items are representative and drawn from a universal pool [13]. Definitions for ID, ND, and VD come from existing literature including Garrett's [23] classifications however the items as constructs have not been previously validated. Items for trust, satisfaction and e-loyalty come from existing literature and already exhibit strong content validity.⁶ All items are assessed on a 7-point Likert scale from strongly disagree to strongly agree. The survey was pre-tested with 62 undergraduate students. Categories were evaluated for item validity and reliability and several items were revised for better fit.

Construct validity is demonstrated when there are relatively high correlations between measures of the same construct (convergent validity) and low correlations between measures of constructs that are expected to be different (discriminant validity) [50]. To assess convergent validity of the measurements Fornell and Larcker [22] proposed examining: (i) the item reliability of each measure, (ii) the composite (construct) reliability of each construct, and (iii) the average variance extracted for each construct. Item reliability of each measure was assessed through a principle components factor analysis as recommended by Straub [50]. Table 3 shows the results of the principle component analysis with Varimax rotation for the constructs. As a rule, items in a construct

⁶ The survey instrument may be obtained from the author if desired (cyr@sfu.ca).

load highly if the loading coefficient is above 0.6, and do not load highly if the coefficient is below 0.4 [29]. The constructs in the survey demonstrate discriminant validity.

Table 3. Principle Components Analysis and Reliability

	1	2	3	4	5	6
ND1	.841	.159	.148	.074	.131	.175
ND2	.807	.252	.183	.137	.084	.202
ND3	.622	.196	.249	.141	.170	.284
VD1	.112	.225	.143	.024	.853	.199
VD2	.229	.065	.272	.378	.660	.039
ID1	.273	.205	.137	.069	.102	.838
ID2	.394	.148	.180	.273	.209	.652
T1	.284	.769	.216	.119	.110	.127
T2	.185	.796	.190	.055	.115	.111
T3	.104	.782	.194	.207	.127	.141
S1	.053	.128	.233	.841	.055	.200
S3	.321	.274	.166	.620	.302	.023
L1	.205	.161	.715	.309	.111	.028
L2	.176	.210	.837	.107	.174	.120
L3	.172	.297	.773	.110	.154	.217
α -value	0.824	0.830	0.836	0.633	0.753	0.643
AVE	0.584	0.612	0.603	0.546	0.582	0.592

ND= Navigation Design; VD=Visual Design; ID=Information Design; T=Trust; S=Satisfaction; L=Loyalty

Construct reliability was assessed using Cronbach's α -value. In Table 3 α -values ranged from 0.633 (for Satisfaction) to 0.836 (for Loyalty). The Cronbach α of a scale should be greater than 0.5 for items used together and ideally higher than 0.7 [46]. Therefore all constructs possess construct reliability. The average variance extracted (AVE) for a construct should exceed 0.5 [22]. In Table 3 this criterion is satisfied for all constructs, and the constructs used in this study possess convergent validity. Discriminant validity was determined to ensure constructs differed from each other. Correlations between items in any two constructs should be lower than the square root of the average variance shared by items within a construct [22]. In Table 4 the square root of the variance shared between a construct and its items is greater than the correlations between the construct and other constructs in the model therefore satisfying criteria for discriminant validity. As such, the above results confirm the survey instrument has construct validity.

Table 4. Discriminant Validity Tests						
	<i>Loyalty</i>	<i>Trust</i>	<i>Satisfaction</i>	<i>ND</i>	<i>VD</i>	<i>ID</i>
<i>Loyalty</i>	0.777					
<i>Trust</i>	0.561	0.783				
<i>Satisfaction</i>	0.546	0.478	0.739			
<i>ND</i>	0.532	0.539	0.490	0.763		
<i>VD</i>	0.513	0.437	0.525	0.469	0.763	
<i>ID</i>	0.481	0.484	0.474	0.656	0.465	0.751

ID=Information Design; VD=Visual Design; ND= Navigation Design

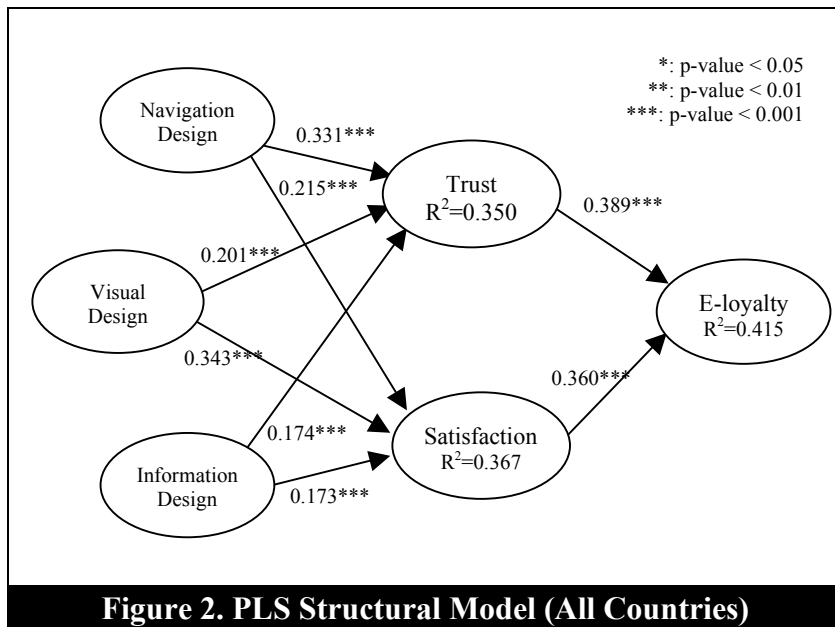
Results

A structural equation modeling approach was used to measure relationships from ID, ND, and VD to Trust and Satisfaction, and also Trust and Satisfaction to Loyalty. This method was applied as it tests structural and measurement models and provides a complete analysis for inter-relationships in a model [21]. A variance-based Partial Least Square (PLS) method was chosen over covariance-based methods such as LISREL as it supports both exploratory and confirmatory research [28].⁷ PLS does not generate an overall goodness-of-fit index (as with LISREL) so model validity is assessed by examining structural paths and R^2 values [10]. Bootstrapping was performed to test statistical significance of each path coefficient using t-tests [9].

Canada, Germany and China Combined

All path coefficients of the hypothesized causal links for the overall model (combined countries, n=571) are highly significant ($p < .001$) as shown in Figure 2. Thus, hypotheses H_{1a} , H_{2a} , H_{4a} , H_{4b} , H_{5a} , H_{5b} , H_{6a} , and H_{6b} are supported. Approximately 41% of the variance in Loyalty to the website is captured by the variables in the model ($R^2 = 0.415$). Table 5 provides the t-values of path coefficients and summarizes hypothesis testing for the mixed country sample.

⁷ Chin [9] and Gefen et al. [28] advise the minimum sample size for a PLS analysis should be the larger of (i) 10 times the number of items for the most complex construct; or (ii) 10 times the largest number of independent variables impacting a dependent variable. In the research model, the most complex construct (for ND, Trust and Loyalty) each has 3 items, and the largest number of independent variables estimated for a dependent variable is 3. The total sample size for this study was 571 with n= 230, 223, or 118 participants for each country sample. These sample sizes are more than adequate for PLS estimation procedures used in this paper for the overall model and for the separate country models.



n=571

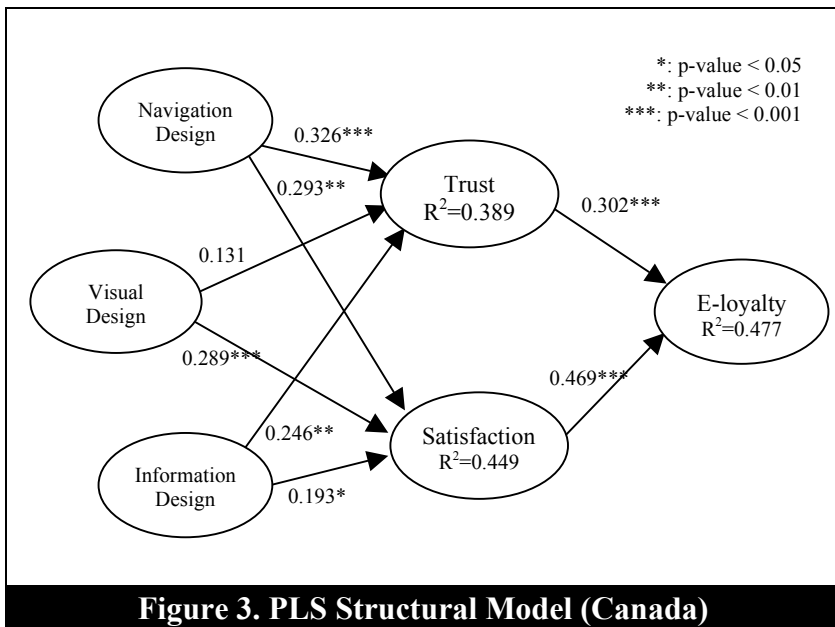
Table 5: Results of Hypothesis Testing (Canada/Germany/China Combined)

<i>Hypothesis</i>	<i>Causal path</i>	<i>Path coefficient</i>	<i>t-Values</i>	<i>Supported</i>
H _{1a}	All countries Trust → Loyalty	0.389	8.203 ***	Yes
H _{2a}	All countries Satisfaction → Loyalty	0.360	8.180 ***	Yes
H _{4a}	All countries ID → Trust	0.174	3.563 ***	Yes
H _{4b}	All countries ID → Satisfaction	0.173	3.540 ***	Yes
H _{5a}	All countries VD → Trust	0.201	4.476 ***	Yes
H _{5b}	All countries VD → Satisfaction	0.343	7.253 ***	Yes
H _{6a}	All countries ND → Trust	0.331	6.243 ***	Yes
H _{6b}	All countries ND → Satisfaction	0.215	3.963 ***	Yes

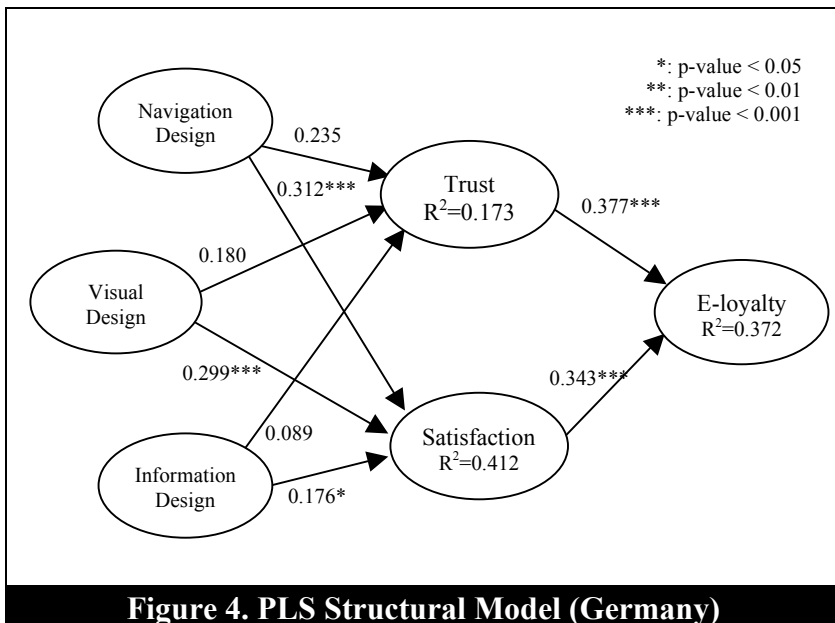
***: p-value < .001 ID=Information Design; VD=Visual Design; ND= Navigation Design

Canada, Germany, and China Separately

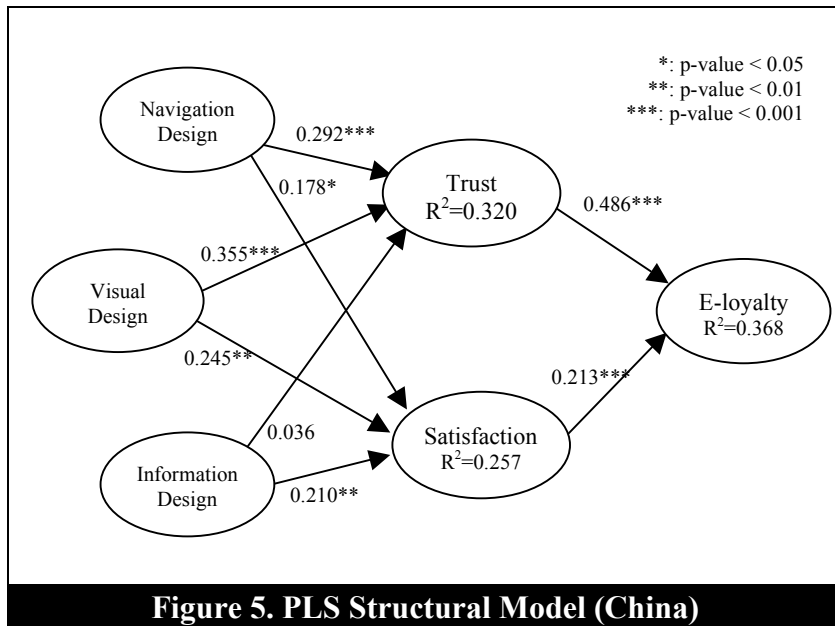
Figures 3, 4, and 5 show the results of the PLS analysis for each country separately. For Canada all but two causal paths are highly significant with the exceptions of ID to Satisfaction ($p < 0.05$) and VD to Trust which is not significant. Variance captured by e-loyalty in this model is high ($R^2 = 0.477$).



For the German model, causal paths from Trust to Loyalty and Satisfaction to Loyalty are both highly significant ($p < .001$). About 37% of the variance in Loyalty is accounted for by variables in the model ($R^2 = 0.372$). While all design elements (ID, ND, VD) are significantly related to Satisfaction ($R^2 = 0.412$) none of the relationships of the design elements to Trust is significant ($R^2 = 0.173$). The R^2 value of the three Design elements to Trust is the lowest for all of the endogenous constructs in any of the models, however it exceeds the 10% recommended benchmark [11].



For China, the relationships in the model are significant with the exception of ID to Trust. Variance captured by e-loyalty in this model is approximately 36% ($R^2 = 0.368$). Table 6 provides t-values of path coefficients for each of the country models tested separately.



n=223

In Hypothesis H_{1b} it is predicted the relationship of Trust to Loyalty would occur for China but not for Canada and Germany. However, in all countries a very significant relationship exists ($p < .001$) so this hypothesis is not supported. Hypothesis H_{2b} predicts a positive relationship between satisfaction and e-loyalty in all three countries and is strongly supported ($p < .001$) in all cases.

Concerning the various design elements, H_{4c} predicts ID results in Trust for Canadians but not for Germans and Chinese and is supported. H_{4d} predicts ID results in Satisfaction for Canadians but not for Germans and Chinese and is partially supported. Along with Canadian users, German and Chinese users demonstrate ($p < .05$) that ID of the website results in satisfaction. It is expected VD results in Trust (H_{5c}) and Satisfaction (H_{5d}) for Chinese but not Canadian and German users. H_{5c} is supported, while H_{5d} received partial support with VD resulting in satisfaction for all countries. Finally, it is expected ND leads to Trust (H_{6c}) and Satisfaction (H_{6d}) for Canadians but not for

Germans and Chinese. Both hypotheses received partial support. ND leads to Trust for Canadians but also for Chinese, and ND resulted in Satisfaction for all countries. Overall, for ID, VD, ND a relationship to satisfaction exists for all countries. For trust, no significant relationship existed between each design category and trust in at least one country. Refer again to Table 6 for a summary of hypothesis testing between countries and whether there is support for each hypothesis.

Table 6: Results of Hypothesis Testing (Canada/Germany/China Separately)				
<i>Hypothesis</i>	<i>Causal path</i>	<i>Path coefficient</i>	<i>t-Values</i>	<i>Supported</i>
H _{1b}	Trust → Loyalty for Ch but not Can or Ger	Can: 0.302 Ger: 0.377 Ch: 0.486	Can: 4.269 *** Ger: 4.290 *** Ch: 6.963 ***	No
H _{2b}	Satisfaction → Loyalty for Can, Ger, Ch	Can: 0.469 Ger: 0.343 Ch: 0.213	Can: 7.175 *** Ger: 3.887 *** Ch: 3.478 ***	Yes
H _{4c}	ID → Trust for Can but not Ger and Ch	Can: 0.246 Ger: 0.089 Ch: 0.036	Can: 2.574 ** Ger: 0.785 ns Ch: 0.482 ns	Yes
H _{4d}	ID → Satisfaction for Can but not Ger and Ch	Can: 0.193 Ger: 0.176 Ch: 0.210	Can: 2.131 * Ger: 2.190 * Ch: 2.456 *	Partial (Can)
H _{5c}	VD → Trust for Ch but not Can and Ger	Can: 0.131 Ger: 0.180 Ch: 0.355	Can: 1.174 ns Ger: 1.720 ns Ch: 4.664 ***	Yes
H _{5d}	VD → Satisfaction for Ch but not Can and Ger	Can: 0.289 Ger: 0.299 Ch: 0.245	Can: 4.716 *** Ger: 5.520 *** Ch: 2.856 **	Partial (Ch)
H _{6c}	ND → Trust for Can but not Ger or Ch	Can: 0.326 Ger: 0.235 Ch: 0.292	Can: 3.565 *** Ger: 1.658 ns Ch: 3.556 ***	Partial (Can and Ger)
H _{6d}	ND → Satisfaction for Can but not Ger or Ch	Can: 0.293 Ger: 0.312 Ch: 0.178	Can: 3.213 ** Ger: 3.913 *** Ch: 2.018 *	Partial (Can)

*: p-value < .05 **: p-value < .01 ***: p-value < .001 ns=Not Significant

ID=Information Design; VD=Visual Design; ND= Navigation Design Can=Canada; Ger=Germany, Ch=China

Analysis of Effect Size of Trust and Satisfaction on Loyalty

It was predicted in H_{3a} that the relationship of Trust to Loyalty would be stronger than the relationship of Satisfaction to Loyalty for German and Chinese participants more than for Canadian participants. To test this Chin [9] states the effect size of independent variables on a dependent variable can be determined by comparing the R² of the dependent variable with and without the presence of each independent variable. The calculation for effect size (f²) is as follows:

$$f^2 = \frac{R^2_{\text{included}} - R^2_{\text{excluded}}}{1 - R^2_{\text{included}}}$$

Cohen [11] provides the following criteria for interpreting effect size: (i) for small effect size, $0.02 < f^2 \leq 0.15$; (ii) for medium effect size, $0.15 < f^2 \leq 0.35$; and (iii) for large effect size, $f^2 > 0.35$.

Results generally support H_{3a}. In China Trust (medium effect $f^2=0.31$) has a larger effect on Loyalty than Satisfaction (small effect $f^2=0.06$); in Germany the effect size is the same for Trust (medium effect $f^2=0.26$) and Satisfaction (medium effect $f^2=0.28$); while in Canada Satisfaction (medium effect $f^2=0.27$) has a greater effect size than Trust (small effect $f^2=0.11$).

Analysis of Mediating Effects

In H_{3b} it is proposed the relationship of website design to Loyalty is mediated by Trust and Satisfaction for each of the three countries in the study. Overall, this hypothesis is generally supported for Canada and Germany but not for China. Mediation is tested following the approach outlined by Baron and Kenny [5]. First a simple model is tested with direct paths between ND, VD, ID and e-loyalty (eliminating trust and satisfaction). This is then compared to the model when trust and satisfaction are added. For Canada for the simple model (without trust and satisfaction) ID, VD, and ND to Loyalty are all significant. When mediating variables are added ID to Loyalty remains significant while VD and ND become insignificant. Moreover, the variance explained in the Loyalty variable is higher ($R^2=0.506$) compared to the simple model ($R^2=0.381$). This suggests that for the Canadian sample trust and satisfaction are partial mediators between design constructs and Loyalty. Refer to Table 7.

For Germany for the simple model ID to Loyalty is insignificant while VD and ND are significant. In the mediated model ID remains insignificant and VD and ND to Loyalty become insignificant. Variance explained in the Loyalty variable was higher ($R^2=0.415$) compared to the simple model ($R^2=0.287$). For Germans, trust and satisfaction are partial mediators between the design constructs and Loyalty. For the simple model for the Chinese sample ID to Loyalty is

insignificant while VD and ND are significant. When mediating variables are added the relationships remain the same. Variance explained in the Loyalty variable is not much higher ($R^2=0.498$) compared to the simple model ($R^2=0.432$). Therefore trust and satisfaction are not mediators between the design constructs and Loyalty for China.

Table 7: Mediating Effects of Trust and Satisfaction on Loyalty		
<i>Causal path</i>	<i>Simple Model Beta Weights</i>	<i>Mediated Model Beta Weights</i>
Canada		
ID → Loyalty	<i>b</i> =0.272**	<i>b</i> =0.153*
VD → Loyalty	<i>b</i> =0.226***	<i>b</i> =0.009
ND → Loyalty	<i>b</i> =0.212*	<i>b</i> =0.033
Germany		
ID → Loyalty	<i>b</i> =0.157	<i>b</i> =0.087
VD → Loyalty	<i>b</i> =0.201**	<i>b</i> =0.162
ND → Loyalty	<i>b</i> =0.220*	<i>b</i> =0.090
China		
ID → Loyalty	<i>b</i> =0.074	<i>b</i> =0.053
VD → Loyalty	<i>b</i> =0.324***	<i>b</i> =0.201**
ND → Loyalty	<i>b</i> =0.403***	<i>b</i> =0.306***

*: p-value < .05 **: p-value < .01 ***: p-value < .001 NS=Not Significant
 ID=Information Design; VD=Visual Design; ND= Navigation Design

Theoretical and Practical Contributions

This research is a preliminary step into uncharted conceptual territory, and achieves all proposed goals as set out in the introduction of this paper including: (1) validation of a model for website trust and website satisfaction to e-loyalty across cultures; (2) a comparison of trust versus satisfaction to e-loyalty across cultures with the discovery that trust is a more important predictor of loyalty in countries where uncertainty avoidance is higher; (3) confirmation of constructs for ID, VD, and ND as key antecedents to website trust and website satisfaction across cultures; and (4) ID, VD, and ND are statistically validated as website design constructs for use in future research.

With the evolution of the Internet as a platform for e-commerce, recent attention by researchers has been focused on e-loyalty [2, 20, 35]. Using the full sample of participants from mixed cultures, the relationship of trust to e-loyalty is confirmed and supports earlier work

concerning online purchase intentions [20, 24], and willingness by consumers to buy from an online vendor [20, 36, 43]. This finding serves as a control to the cultural comparisons in this work, but also verifies these relationships as determined in single cultures.

Focusing on cultural differences in trust to e-loyalty, earlier research has shown mixed results or no cultural effects [38]. Jarvenpaa et al. [32] predicted trust would be greater in collectivist than individualist cultures but this was unconfirmed, while Gefen and Heart [25] found that ability (as a form of trust) would impact behavioral intention to purchase from a website more in collectivist than individualist cultures. In this investigation, a similar line of thinking is proposed that trust would result in e-loyalty for collectivist Chinese but not for Canadians or Germans. In fact, trust is significantly related to e-loyalty ($p < .001$) for all three countries separately. This signals the importance of trust leading to behavioral intentions including e-loyalty, regardless of culture. As with trust, satisfaction is found to have a significant relationship to e-loyalty in the mixed sample and in each country separately in support of earlier work [20, 35, 36].

In this study the relative strength of trust and satisfaction to e-loyalty across cultures is also examined. In alignment with Hofstede's cultural categories with a focus on uncertainty avoidance, it was expected that trust would be more important for more risk averse Chinese or Germans than for Canadians. Results confirm that trust leading to e-loyalty is more important than satisfaction in China, equally important in Germany, and less important in Canada. An interesting point is that differential effects occur in different countries, and this is the first study to examine these distinctions. The results differ from those of Flavián et al. [20] who found website trust and satisfaction to equally affect e-loyalty, or Luarn and Lin [36] who found satisfaction to have a stronger impact than trust on e-loyalty – although both investigations were in a single culture. On a practical level this signals the importance to Web designers that in countries where uncertainty avoidance is high improving trust is especially important, perhaps through website localization as well as enhancing website security.

Different researchers have considered website design elements as antecedents to trust and satisfaction, and in almost every study the elements of design differ. The current research takes into account this earlier work, but also incorporates a framework for design adopted from the design community. Categories proposed by Garrett [23] and used in other work by the present author are confirmed for their validity, as well as for the relationship each design construct has with trust and satisfaction across countries. It appears ID, VD, and ND are useful constructs for present as well as future research, and differ from more general constructs for usability as used by some researchers.

More specifically and as predicted, Information Design is important to website trust and satisfaction for the mixed country sample and supports earlier work [17, 20, 52, 55]. Across cultures it was expected and confirmed that ID would result in trust and satisfaction for more risk taking Canadians, but not for Germans and Chinese who are higher in uncertainty avoidance. This finding suggests information may be a sufficient characteristic of website design to instill confidence in the user – but only in certain countries.

Very little work has previously considered Visual Design as a prerequisite to trust and satisfaction in either a single culture, or a cross-cultural context. Once again, previous results have been mixed with some researchers finding that “aesthetic beauty” of the website contributes to trust [33] while others did not [55]. In this investigation, in the mixed sample a strong relationship is determined between VD and both trust and satisfaction. Across cultures it is further confirmed that VD results in trust for users from collectivist cultures such as China but not for Germans or Canadians. These are interesting findings that support the importance of well designed and aesthetically pleasing websites. Further, in collectivist countries the visual design of the site is of special importance. For example, if as some researchers indicate color has different meaning for different cultures [4, 51], then this is just one element to take into account when evolving a well designed website. Other elements to consider are photographs, shapes, type of icons to name a few. Alternately, VD resulted in satisfaction for all cultures in this study.

As with the other design elements, Navigation Design results in trust and satisfaction in the mixed culture sample, and supports work by Yoon [56] that navigation design is positively related to satisfaction. Concerning uncertainty avoidance, it was predicted that ND results in trust and satisfaction for Canadians but not for Germans or Chinese. In fact, ND was positively related to trust and satisfaction in all cases, with the exception of ND to trust for Germans. Therefore some support is offered that navigation varies across cultures as outlined by Marcus and Gould [39].

In sum, it appears that website design features for ID, VD, and ND offer an initial set of constructs for future investigations related to trust and satisfaction. Of importance, all causal relationships between design (ID, VD, ND) and satisfaction are significant. As such, these design elements have the ability to elicit satisfaction in the user, including across cultures. Alternately, for the relationship of trust to e-loyalty only 4 of 9 paths are significant. This finding suggests perceptions of website design leading to trust vary by culture, and may be anchored in characteristics of the website other than ID, ND, and VD. Additional elements that instill trust in the user such as the presence of security symbols may better serve to indicate to online shoppers that the website is trustworthy – more so than the design of the website. This would be a prominent consideration in Germany, for example, where none of the design characteristics resulted in trust.

The mediating effects of trust and satisfaction between design elements and e-loyalty is also examined. Findings indicate that trust and satisfaction are partial mediators for Canada and Germany but not for China. Therefore, overall the model fit is superior with satisfaction and trust included. However, there is evidence that design has strength as a direct predictor of e-loyalty, and especially in China for ND and VD. This result is counter to Flavián et al. [20] who tested a general construct of usability directly to e-loyalty with insignificant results. It appears separate design categories (for ID, VD, and ND) as used here may each have specific causal effects on e-loyalty, especially since ID was not significant for the simple or the mediated model in 4 of 6 possible instances.

The relevance of this work for online consumer behavior is evident. Given there are over one billion Internet users in 2007, online vendors are well advised to search for website design criteria appropriate for different countries. There is huge scope for continued systematic research in the area of website design related to e-loyalty. Further, an enhanced appreciation of localization requirements of culturally diverse users will be especially important for companies that aim to compete successfully in the increasingly competitive e-global economy. As conceptual knowledge about website design expands this will likely lead to the development of better “design tools” such as website templates for diverse cultures.

While effective website design should be central for e-commerce vendors, findings from research in this domain can be applied in other areas such as online education. The application of website design to facilitate learning preferences across cultures remains mostly unexplored, although it is proposed knowledge regarding design is transferable to online course development and delivery for universities, colleges, or corporations. Further, it is expected website design in education can also relate to trust, satisfaction, or other learning outcomes with implications for online program success. This may include factors such as ease of learning, efficiency of use, and problem solving capability. Further, in educational institutions where website design criteria are considered related to learning outcomes, then sustained markets with repeat consumers are more likely to be developed.

Limitations and Directions for Future Research

A major strength of this research is the sample population. Data were collected in three diverse countries with a relatively large number of participants. Since China is quickly becoming a site for economic trade it is useful to examine user reactions in this emerging economy. As noted in the introduction, Chinese speaking Internet users are already second only to English speakers. Further, participants are from a variety of sources including universities, institutes, and companies which lends generalizability to the findings.

There are several limitations to the research. All websites used in the investigation are for SonyStyle. While using a single vendor provides greater consistency across the different country websites, response biasing could occur if respondents are previously aware of the company name and reputation. Further, the research task was a search for a desirable cell phone for hypothetical purchase and no actual purchase was required. Although we might expect that loyalty is best assessed through actions such as repeat visits or actual purchases, the operationalization of the construct is consistent with IS research where perceptions often serve as surrogates for actions. However, a caution is raised that the absence of actual purchases may limit the transferability of the findings to real e-commerce situations. A single task is used on a product-based website. Future research will ideally expand to include a larger sample of websites; websites with no specific branding; and a greater variety of tasks on both service and product websites. Comparisons and contrasts across additional countries in differing stages of e-commerce will be essential as Internet consumers increase globally.

As noted in the literature review, a single dimension of trust was used in the current research and there is justification for this choice [26, 34]. However, in other research trust has been examined as a multi-dimensional construct. In future research it is expected alternate conceptualizations of trust might be used across cultural boundaries. This may build on earlier studies in which trust was considered in the context of vendor reputation [32] or social presence [27]. Although Jarvenpaa et al. (Ibid) did examine vendor reputation across cultures the results were largely inconclusive. Further, there is no research on social presence in website design and culture. These topics are worthy of exploration related to in a complex, multinational environment.

Building on this exploratory study, further research can be undertaken in a controlled laboratory setting in order to determine which website characteristics contribute to trust, satisfaction, and e-loyalty across cultures. Website characteristics such as color, use of images, or level of detail can be experimentally manipulated and tested to study how these design characteristics are perceived

in different cultures. Further, it would be interesting to determine if differences in website design, trust, satisfaction, and e-loyalty exist between genders in different cultures. Using a single country sample, Cyr and Bonanni [14] found men and women differed regarding their attitudes toward ID and ND with men more satisfied with the website. Concerning VD of the website, significant differences occurred between genders related to degree of interaction with the website and whether animations were considered meaningful. Work on gender could be applied across different cultures.

To conclude, the current research demonstrated the importance of design elements as they impact website trust, website satisfaction, and e-loyalty across cultures in a B2C environment. The model as presented and tested demonstrates cultural diversity and is a reasonable starting point for future investigations. While both trust and satisfaction are important precursors to success for online vendors, it appears these constructs vary across cultures. Future investigations that relate website design and culture offer numerous opportunities for how to enhance the experience of international online shoppers.

References

1. Agarwal, R., and Venkatesh, V. Assessing a firm's web presence: A heuristic evaluation procedure for measurement of usability. *Information Management Research*, 13, 2 (2002), 168–121.
2. Anderson, R. E., and Srinivasan, S. S. E-satisfaction and e-loyalty: A contingency framework. *Psychology & Marketing*, 20, 2 (2003), 123–138.
3. Balasubramanian, S., Konana, P., and Menon, N. M. Customer satisfaction in virtual environments: A study of online investing. *Management Science*, 49, 7 (2003), 871–889.
4. Barber, W., and Badre, A. N. Culturability: The merging of culture and usability. *Proceedings of the 4th Conference on Human Factors and the Web*, Basking Ridge, New Jersey, USA, 2001.
5. Baron, R. M., and Kenny, D. A. The moderator-mediator variable distinction in social psychological research. *J. of Personality and Social Psychology*, 51 (1986), 1173–1182.
6. Bhattacharjee, A. Individual trust in online firms: Scale development and initial test. *Journal of Management Information Systems*, 19, 1 (2002), 211–241.
7. Chau, P. Y. K., Cole, M., Massey, A. P., Montoya-Weiss, M., and O'Keefe, R. M. Cultural differences in the online behavior of consumers. *Communications of the ACM*, 45, 10 (October, 2002), 138–143.
8. Chen, S. C., and Dhillon, G. S. Interpreting dimensions of consumer trust in e-commerce. *Information Management and Technology*, 4, 2–3 (2003), 303–318.
9. Chin, W. W. The partial least squares approach to structural equation modeling. In G. A. Marcoulides (ed.), *Modern Methods for Business Research*. Mahwah, NJ: Lawrence Erlbaum Associates, 1998, pp. 295–336.
10. Chwelos, P., Benbasat, I., and Dexter, A. S. Research report: Empirical test of an EDI adoption model. *Information Systems Research*, 12 (2001), 304–321.

11. Cohen, J. *Statistical Power Analysis for the Behavioral Sciences*, New York: Academic Press, 1988.
12. Corritore, C. L., Kracher, B., and Wiedenbeck, S. On-line trust: Concepts, evolving themes, a model. *International Journal of Human-Computer Studies*, 58 (2003), 737–758.
13. Cronbach, L. J. Test validation. In R. L. Thorndike (ed.), *Educational measurement*. 2d ed., Washington, DC: American Council on Education, 1971, pp. 443–507.
14. Cyr, D., and Bonanni, C. Gender and website design in e-business. *International J. of Electronic Business*, 3, 6 (2005), 565–582.
15. Cyr, D., Bonanni, C., Bowes, J., and Ilsever, J. Beyond trust: Website design preferences across cultures. *J. of Global Information Management*, 13, 4 (2005), 24–52.
16. Cyr, D., and Trevor-Smith, H. Localization of web design: An empirical comparison of German, Japanese, and U.S. website characteristics. *J. of the American Society for Information Science and Technology*, 55, 13 (2004), 1–10.
17. DeWulf, K., Schillewaert, N., Muylle, S., and Rangarajan, D. The role of pleasure in web site success. *Information and Management*, 43 (2006), 434–446.
18. Doney, P. M., Cannon, J. P., and Mullen, M. R. Understanding the influence of national culture on the development of trust. *Academy of Management Review*, 23, 3 (1998), 601–620.
19. Evers, V. and Day, D. The role of culture in interface acceptance. *Proceedings International Conference on Human-Computer Interaction*. London, UK: July 14–18, 1997, pp. 260–267.
20. Flavián, C., Guinalíu, M., and Gurrea, R. The role played by perceived usability, satisfaction and consumer trust on website loyalty. *Information & Management*, 43, 1 (2006), 1–14.
21. Fornell, C. *A Second Generation of Multivariate Analysis Methods*. New York: Praeger, 1982.
22. Fornell, C., and Larcker, D. F. Evaluating structural equation models with unobserved variables and measurement error. *Journal of Marketing Research*, 18 (1981), 39–50.
23. Garrett, J. J. *The Elements of User Experience: User-Centered Design for the Web*. Indianapolis, IN: New Riders, 2003.
24. Gefen, D. E-commerce: The role of familiarity and trust. *The International J. of Management Science*, 28 (2000), 725–737.
25. Gefen, D. and Heart, T. On the need to include national culture as a central issue in e-commerce trust beliefs. *J. of Global Information Management*, 14, 4 (2006), 1–30.
26. Gefen, D., Karahanna, E., and Straub, D. W. Trust and TAM in online shopping: An integrated model. *MIS Quarterly*, 27, 1 (2003), 51–90.
27. Gefen, D., and Straub, D. Managing user trust in B2C e-services. *E-Service Journal*, 2, 2 (2003), 7–24.
28. Gefen, D., Straub, D. W., and Boudreau, M. C. Structural equation modeling and regression: guidelines for research practice. *Communications of the Association for Information Systems*, 4, 7 (2000), 2–77.
29. Hair, J. F., Anderson, R. E., Tathan, R. L., and Black, W. C. *Multivariate Data Analysis*. Englewood Cliffs, N.J: Prentice Hall, 1995.
30. Hofstede, G. H. *Culture's Consequences, International Differences in Work-Related Values*. Beverly Hills, CA: Sage, 1980.
31. Internet Usage Statistics. 2007. (Accessed February 2007 at <http://www.internetworldstats.com/stats.htm>).
32. Jarvenpaa, S. L., Tractinsky, N., Saarinen, L., and Vitale, M. Consumer trust in an internet store: A cross-cultural validation. *Journal of Computer Mediated Communication*, 5, 2 (1999).
(available at <http://jcmc.indiana.edu/vol5/issue2/jarvenpaa.html>).
33. Karvonen, K. The beauty of simplicity. *ACM Proceedings on the Conference on Universal Usability*, 2000, pp. 85–90. (available at <http://doi.acm.org/10.1145/355460.355478>).
34. Koufaris, M. Applying the technology acceptance model and flow theory to online consumer behavior. *Information Systems Research*, 13, 2 (2002), 205–223.

35. Lam, S.Y., Shankar, V., Erramilli, M. K., and Murthy, B. Customer value, satisfaction, loyalty, and switching costs: An illustration from a business-to-business service context. *Academy of Marketing Science*, 32, 3 (2004), 293–311.
36. Lurn, P., and Lin, H. H. A customer loyalty model for e-service context. *J. of Electronic Commerce Research*, 4, 4 (2003), 156–167.
37. Lin, C.S., Wu, S., and Tsai, R.J. Integrating perceived playfulness into expectation-confirmation model for web portal context. *Information & Management*, 42, 5 (2005), 683-693.
38. Lui, C., Marchewka, J., and Ku, C. American and Taiwanese perceptions concerning privacy, trust, and behavioral intentions in electronic commerce. *J. of Global Information Management*, 12, 1 (2004), 18–40.
39. Marcus, A., and Gould, E. W. Cultural dimensions and global web user interface design. *Interactions*, 7, 4 (July 2000), 32–46.
40. McKinney, V., Yoon, K. and Zahedi, F.M. The measurement of web-customer satisfaction: An expectation and disconfirmation approach. *Information Systems Research*, 13, 3 (2002), 296–315.
41. McKnight, D. H., Choudhury, V., and Kacmar, C. Developing and validating trust measures for e-commerce: An integrative typology. *Information Systems Research*, 13, 3 (2002), 334–359.
42. Palmer, H.W. Web site usability, design, and performance metrics. *Information Systems Research*, 13, 2 (2002), 151-167.
43. Pavlou, P. A. Consumer acceptance of electronic commerce: Integrating trust and risk with the technology acceptance model. *International J. of Electronic Commerce*, 7, 3 (2003), 101–134.
44. Pavlou, P. A., and Chai, L. What drives electronic commerce across cultures? A cross-cultural empirical investigation of the theory of planned behavior. *J. of Electronic Commerce Research*, 3, 4 (2002), 240–253.
45. Reichheld, F. F., and Scheffer, P. E-loyalty: Your secret weapon on the web. *Harvard Business Review*, 78, 4 (2000), 105–14.
46. Rivard, S., and S. Huff. Factors of success for end user computing. *Communications of the ACM* 31, 5 (May 1988), 552–561.
47. Rousseau, D. M., Sitkin, S. M., Burt, R. S., and Camerer, C. Not so different after all: A cross-discipline view of trust. *Academy of Management Review*, 2, 3 (1998), 393–404.
48. Simon, S. J. The impact of culture and gender on web sites: An empirical study. *The Data Base for Advances in Information Systems*, 32, 1 (2001), 18–37.
49. Singh, N., Xhao, H., and Hu, X. Cultural adaptation on the web: A study of American companies' domestic and Chinese websites. *J. of Global Information Management*, 11, 3 (2003), 63–80.
50. Straub, D. Validating instrument in MIS research. *MIS Quarterly*, 12, 2 (June 1989), 147–170.
51. Sun, H. Building a culturally-competent corporate web site: An explanatory study of cultural markers in multilingual web design. *SIGDOC*, October 21–24, 2001, pp. 95–102.
52. Szymanski, D., and Hise, R. T. E-satisfaction: An initial examination. *Journal of Retailing*, 76, 3 (2000), 309–322.
53. Tarasewich, P. Designing mobile commerce applications. *Communications of the ACM*, 46, 12 (2003), 57–60.
54. Wang, W., and Benbasat, I. Trust in and adoption of online recommendation agents. *Journal of the Association for Information Systems*, 6, 3 (2005), 72–101.
55. Wang, Y.D. and Emurian, H.H. Trust in e-commerce: Considerations of interface design factors. *J. of E-commerce in Organizations*, 3, 4 (2005), 42–60.
56. Yoon, S. The antecedents and consequences of trust in online-purchase decisions. *J. of Interactive Marketing*, 16, 2 (2002), 47–63.